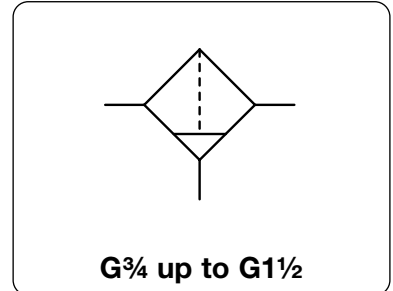


<b>Description</b>	Compressed air filter with high flow. Made of solid design and small size. Proven in operation and suitable for many applications. Available in all standard sizes and in many versions.		
<b>Filter element</b>	40 µm, optionally 5 µm, made of polypropylene		
<b>Bowl</b>	metal version with or without bowl guard		
<b>Drainage</b>	manual drain as standard, for max. 21 bar optionally internal automatic drain, for max. 12 / 16 bar or external automatic drain, for max. 18 bar		
<b>Operating pressure</b>	max. 17 bar for metal bowl with sight glass max. 21 bar for metal bowl without sight glass		
<b>Temperature range</b>	0 °C to 50 °C / 32 °F to 122 °F for automatic drain version 0 °C to 70 °C / 32 °F to 158 °F for metal bowl with sight glass 0 °C to 80 °C / 32 °F to 176 °F for metal bowl without sight glass for appropriately conditioned compressed air down to -30 °C / -22 °F		
<b>Material</b>	Body: zinc die-cast	Bowl: zinc die-cast or steel	Elastomer: NBR/Buna-N



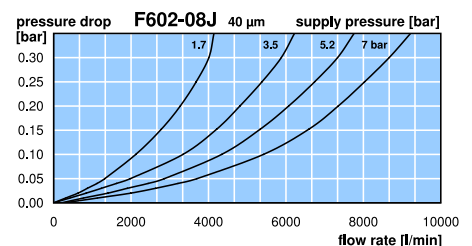
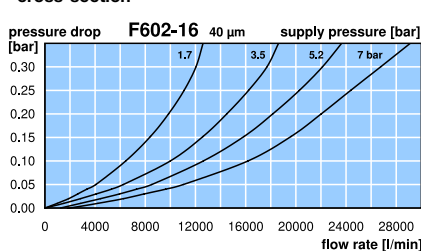
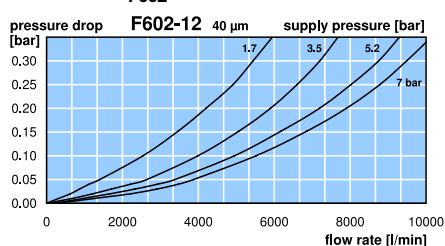
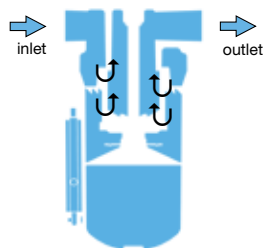
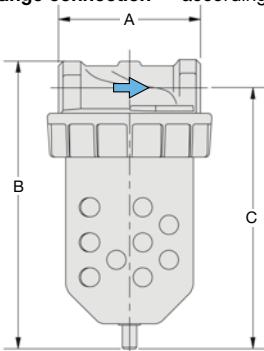
Dimensions			Bowl	Flow	Supply	Filter	Connection	Order
A	B	C	Design	rate	max.	element	thread	number
mm	mm	mm	made of / with	m³/h*1	l/min*1	µm	G	

Standard compressed air filter									with manual drain	F602
116	223	200	metal / sight glass	0.50	426	7100	17	40	G <sup>3/4</sup> *2	F602-06WJ
116	295	272	steel	1.00			21			F602-06EJ
116	223	200	metal / sight glass	0.50	318	5300	17	5	G <sup>3/4</sup> *2	F602-06WG
116	295	272	steel	1.00			21			F602-06EG
116	223	200	metal / sight glass	0.50	588	9800	17	40	G1	F602-08WJ
116	295	272	steel	1.00			21			F602-08EJ
116	223	200	metal / sight glass	0.50	438	7300	17	5	G1	F602-08WG
116	295	272	steel	1.00			21			F602-08EG
132	242	210	metal / sight glass	0.5	660	11000	17	40	G1¼*2	F602-10WJ
132	315	283	steel	1.0			21			F602-10EJ
132	242	210	metal / sight glass	0.5	492	8200	17	5	G1¼*2	F602-10WG
132	315	283	steel	1.0			21			F602-10EG
132	242	210	metal / sight glass	0.5	660	11000	17	40	G1½	F602-12WJ
132	315	283	steel	1.0			21			F602-12EJ
132	242	210	metal / sight glass	0.5	492	8200	17	5	G1½	F602-12WG
132	315	283	steel	1.0			21			F602-12EG



## Special options, add the appropriate letter

<b>automatic drain</b>	SA605MD, SA602D, SA603D for steel bowl, SA702MD,	max. 12 bar for G <sup>3/4</sup> to G1½ max. 18 bar for G <sup>3/4</sup> to G1½ max. 16 bar for G <sup>3/4</sup> to G1½	F602-....R F602-....Q F602-....W
<b>flange connection</b>	according to EN-1092-1 or ASME B16.5	on request	F602-....F.



\*1 at 7 bar operating pressure and 0.33 bar pressure drop

\*2 reduced by the next larger filter

**Extensions:** see chapter for FRL service units

PDF CAD  
www.aircom.net



**Order example:**  
F602-06WJ